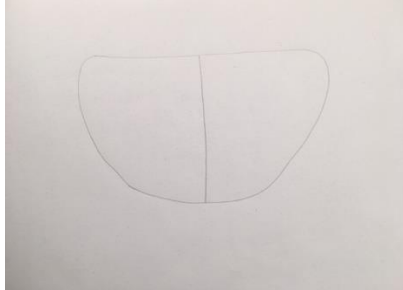
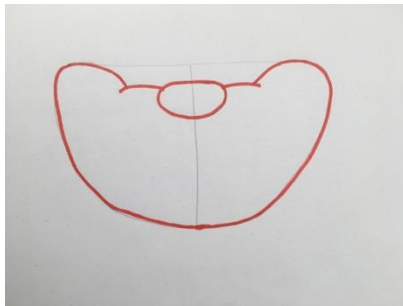


Draw your own Cheshire Cat in 6 steps

You will need: A4 paper — pencil — eraser — colouring-in pens or pencils




1. Draw an outline in pencil, (shaped like a boat) with a line down the middle



2. Draw in the jaw, following the outline. Add a nose just under the top line and lines for cheeks.



3. Add in dots for nostrils, eyes and eyebrows.



4. Add in the mouth.



5. Draw lines for teeth and whiskers.



6. Add fur above the cheeks and ears.

Colour in!!